




Anzac Biscuit Cookbook

A message from the Legacy Australia Chairman & CEO

Anzac Day is a time when we pause in recognition of the Australian Defence Force members who have made the ultimate sacrifice. It is a time when we come together as a community to recognise their loss and the impact of their loss on their families. It's a shared experience that binds the Legacy family.

We hope this Anzac biscuit cookbook inspires you to bake and share with your family, neighbours and community – if not in person, in spirit. The cookbook includes recipes from the Legacy family, our supporters and the community. We're delighted to share them with you, and can't wait to see your recipes too.



Contents



Classic Anzac Biscuits

Lynne McLaren | Legacy Brisbane



Maeve O'Meara's Anzac Biscuits

Maeve O'Meara | Community



Chocolate Anzac Biscuits

Helen Brett | Legacy Brisbane



Curtis Stone's Anzac Biscuits

Curtis Stone | Community



Nanna's Anzac Biscuits

Jemma Pigott | Legacy Sydney



Nuttie Anzacs

Jo Bouchier | Legacy Club of South Australia & Broken Hill



Maggie Beer's Anzac Biscuits

Maggie Beer | Community

QUICK FACTS



48,000
People supported
nationally



1,100+
Young Families


Contents cont.



12

Special Traditional Anzac Biscuits


Bridget & Margaret Harrington | Legacy Sydney



13

GF Oats Anzac Biscuits

Kylie Hollonds | Legacy Supporter



14

Oat, Coconut & Walnut Chocolate Chunk Biscuits

Ashley Alexander | Community



15

Emily Jade O'Keeffe's Anzac Biscuits

Emily Jade O'Keeffe | Legacy Supporter



16

Anzac Cheesecake


Sara McCleary | Community



18

Vicki and Isabella's Story

Legacy



19

Meet a Legatee

Legacy



QUICK FACTS



1,800
Children &
People with a
Disability



44,000+
Widow(er)s

Classic Anzac Biscuits

Lynne McLaren | Legacy Brisbane Supporter

This Anzac Biscuit recipe came from my Grandmother, Florence Black, and has been used by my extended family for over 80 years.

It holds a special significance for me and I enjoy using this recipe to bake for Anzac Day.



- 1 Sift one cup of plain flour into a mixing bowl, add one and a half cups of rolled oats, one small cup of coconut, 1 small cup of sugar, two teaspoons ground ginger and 1/4 pound (125 g) melted butter.
- 2 Put into a basin one level tablespoon of golden syrup, add one beaten egg and one tablespoon of boiling water; add one level teaspoon of bicarbonate-soda. Mix this together over the dry ingredients in the mixing bowl and directly it foams pour into the mixture and blend thoroughly together.
- 3 Place teaspoon quantities and flatten on a well-greased tray. Prick with fork. Bake in very slow oven.

INGREDIENTS

1 cup plain flour

1.5 cups rolled oats

1 cup coconut

1 cup sugar

2 tsp ground ginger

125 g butter

1 tbsp golden syrup

1 egg

1 tbsp boiling water

1 tsp bicarb soda



My family has a long affiliation with Legacy. Nanna Black, my Dad, Jim and his sister, Doris were cared for by Legacy following WWI when my grandfather, George Black – a POW in Germany returned to Australia unwell with tuberculosis. Dad always spoke fondly of the care provided by Legacy.

My Dad, Jim Black then served in WWII as a member of the Coastwatchers in Torres Strait and on return to Australia joined Legacy to give back to this wonderful organisation. He served as a very active Legatee in Ipswich until his death in 2007. My Mum, Gloria Black also was an active supporter of Legacy being a member of Torch Bearers for about 50 years.

In 2020, as we were unable to attend an Anzac Day Service, we honoured our ANZACs at home to 'Light up the Dawn' and enjoyed some Anzac Biscuits for morning tea!

Maeve O'Meara's Anzac Biscuits

Maeve O'Meara | Community



These are fragrant with vanilla and cinnamon, golden and crunchy on the outside and moist inside. I've loved making Anzacs for years, for school lunch boxes, and for something delicious with a cup of tea. My 3 year-old granddaughter Arabella loves them too and we often make them together.

- 1 Preheat oven to 160° C.
In a large bowl mix oats, flour, coconut and sultanas and cinnamon.
- 2 In a saucepan melt the butter and add golden syrup and vanilla. Add the bicarb dissolved in boiling water and stir the mix as it froths.
Add to the oat mix. You may need a little more water to get the right consistency - mix should be firm enough to roll into balls.
- 3 Cool the mix and then add choc chips. Roll into golf ball sized balls.
Place on baking paper and press down on each with a spoon to flatten slightly.
Bake for 15 to 20 minutes... the outside should be golden with the inside still moist.

INGREDIENTS

- 3 cups** rolled oats
- 2 cups** plain flour
- 1 ¼ cups** desiccated coconut
- 1 cup** sultanas
- ½ tsp** cinnamon
- 120 g** butter
- ½ cup** golden syrup
- 1 tsp** vanilla extract
- 1 tsp** bicarb soda dissolved in ½ cup boiling water
- ¾ cup** choc chips

Chocolate Anzac Biscuits

Helen Brett | Legacy Brisbane Legatee (Volunteer)

Helen joined Legacy as a Legatee in 2018 and has tirelessly supported widows and families in the south west Brisbane area since then.

Her Legacy story started as a youngster when her father was a Legatee himself in Tasmania. She said this twist on the Anzac biscuit classic is one of her family's favourites.

Makes 26 biscuits

INGREDIENTS

- 1 Preheat oven to 160° C.
 - 2 Place the oats, flour, sugar and coconut in a large bowl and stir to combine. Set aside.
 - 3 Place the butter and golden syrup in a small saucepan over low heat and stir until melted and combined.
 - 4 Place the water and bicarbonate of soda in a small bowl, stir to combine and add to the butter mixture. Stir to combine.
 - 5 Pour the butter mixture into oats mixture and mix until well combined.
 - 6 Roll large teaspoon full of mixture into balls and place onto baking trays line with baking paper - allowing biscuits to spread.
 - 7 Flatten slightly and bake for 12 - 15 minutes or until golden. Allow to cool on trays.
 - 8 Spread 1 tablespoon (or desired amount) of melted chocolate on the base of each biscuit and place chocolate side up on a wire rack until set.
- 1 cup** rolled oats
1 cup plain flour
¾ cup caster sugar
1 cup shredded coconut
125 g butter
2 tbsp golden syrup
1 tbsp water (boiling)
½ tsp baking soda
400 g dark cooking chocolate

Note: If making in the summer time store in fridge to keep chocolate firm and remove 10 minutes before eating.



Curtis Stone's Anzac Biscuits

Curtis Stone | Community



***Chefs love to riff on familiar favourites.** My Anzac biscuit recipe honours traditional recipes but this one is nice and buttery and adds a bit of chew... so ideal flavour and texture to help set it apart.*

Makes 36 biscuits | Prep 15 min | Cook 30 min

INGREDIENTS

- 1 Position racks in the top third and centre of the oven and preheat the oven to 150°C. Line two large (45 × 33 × 2.5 cm) heavy, rimmed baking sheets with parchment paper.
 - 2 In a large bowl, mix the oats, coconut, flour, and sugar to combine.
 - 3 In a medium heavy saucepan, stir the butter and syrup over low heat until the butter is melted. Remove the saucepan from the heat. In a small bowl, stir the water and bicarbonate soda together, and stir into the butter mixture. Stir into the flour mixture.
 - 4 Using 1 tablespoon dough for each cookie, drop 12 mounds of dough onto each baking sheet, spacing them evenly. Do not crowd the biscuits, as they will spread considerably.
 - 5 Bake the biscuits, switching the positions of the sheets from top to bottom and front to back halfway through baking, for about 15 minutes, or until golden brown. Let cool on the baking sheet for 5 minutes.
 - 6 Transfer the biscuits to wire racks and let cool completely. The biscuits will become slightly crisp and chewy once cooled. Repeat with the remaining dough, being sure that the baking sheets are completely cooled before adding the dough. The biscuits can be stored at room temperature in an airtight container for up to five days.
- | | |
|----------------|---|
| 1 cup | rolled oats |
| ¾ cup | unsweetened shredded desiccated coconut |
| 1 cup | plain flour |
| 1 cup | sugar |
| 185 g | unsalted butter |
| 3 tbsp | golden syrup |
| 2 tbsp | boiling water |
| 1 ½ tsp | bicarb soda |

Nanna's Anzac Biscuits

Jemma Pigott | Legacy Sydney

- 1 Preheat oven.
- 2 Place oats, sugar, flour, coconut and salt in a bowl and mix by hand using a fork.
- 3 Melt butter and golden syrup in a saucepan.
- 4 Dissolve the teaspoon of bicarb soda in a cup containing 2 tablespoons of boiling water.
- 5 Add the dissolved bicarb soda mix to the butter and syrup, stirring until the mixture foams / fizzes up.
- 6 Pour the foaming wet mixture into the bowl containing the dry mixture and combine well (stir by hand using a fork). If the mixture seems too wet – add some flour and keep stirring until a dough-like consistency is achieved.
- 7 Clean hands well. Dust hands with flour and roll tablespoons of dough into balls, placing each one on a lined or greased tray.
- 8 Sprinkle some flour onto a saucer and coat a fork with it. Use the flour coated flat side of the fork to slightly flatten each dough ball – forming the Anzac biscuits. Ensure biscuits are spread apart.
- 9 Bake for 10 minutes or until a nice golden brown.
- 10 Allow to cool on a tray before eating. Serve with a glass of milk, tea or coffee... And perhaps for remembrance, sprigs of rosemary and a poppy.



INGREDIENTS

- 1 cup** rolled oats
- 1 cup** brown sugar
- 1 cup** plain flour
- ¾ cup** desiccated coconut
- 125 g** butter
- 2 tbsp** treacle or golden syrup
- 2 tbsp** boiling water
- 1 tsp** bicarb soda
- Pinch** salt

This recipe is my Nanna's, Barbara Schaefer (nee Paff) 23/11/1910 – 19/08/2011.

The last time I saw her was Anzac Day in 2011. My sister and I were up before dawn to head back to Sydney from our holiday on the family farm. My cousin Matthew was in the RAAF and we were bound for the Evans Head Dawn Service before driving home. Nanna was up making us tea and impressing the importance of upholding the Anzac Day legacy. A few years before, I'd filmed her teaching my cousin Kate and I how to make Anzac biscuits. She could remember making them with her Nanna on the same family farm before the landing at Gallipoli in 1915. Her Nanna called them "Bullock Driver's Cakes" because they were baked for the men to take on long expeditions driving lines of bullocks (bulls) pulling heavy loads.

The recipe was economical as it contained no milk and eggs (traditionally expensive items). The absence of these ingredients also meant the biscuits kept well, making them ideal for long journeys – including overseas! Nanna remembered baking them for comfort parcels sent to the ANZACs during World War I, saying they've been known as Anzac biscuits ever since.

Nuttie Anzacs

Jo Bouchier | Legacy Club of South Australia & Broken Hill

- 1 Use a breakfast cup for measuring.
- 2 Sift flour, salt and add sugar oats, and coconut.
- 3 Pour in melted butter.
- 4 Heat water, syrup, and bicarb soda together and add.
- 5 Mix well and bake in oven at 160°C.
- 6 Bake for 15 - 25 minutes or until golden.



INGREDIENTS

- 1 cup** SR flour
- 1 cup** sugar
- 1 cup** rolled oats
- 1 cup** coconut
- ½ cup** butter
- 1 tbsp** golden syrup
- 2 tbsp** water
- 1 tsp** bicarb soda
- Pinch** salt



Maggie Beer's Anzac Biscuits

Maggie Beer | Community

Maggie Beer's Anzac Biscuits recipe pays tribute to the iconic Australian biscuit, with an extra addition of lemon rind for sweetness balance.

- 1 Preheat oven to 160°C.
- 2 Mix the flour, rolled oats, coconut, brown sugar and lemon zest in a medium bowl.
- 3 In a small saucepan, melt butter with golden syrup and Verjuice. Once butter has melted bring the mixture to a simmer before adding the bicarb soda. Stir to completely dissolve.
- 4 Add the hot butter and sugar mix to the dry ingredients and fold through.
- 5 Roll mixture into even sized balls and place onto a lined baking tray, leaving 2 - 3 cm between each biscuit. Using your fingers, squash to flatten slightly.
- 6 Place into preheated oven and bake for 18 - 20 minutes, or until golden brown.
- 7 Remove from the oven, allow to cool slightly, then transfer to a wire rack to cool completely.



INGREDIENTS

- 1 cup** plain flour
- 1 cup** rolled oats
- 1 cup** shredded coconut
- ¾ cup** brown sugar, firmly packed
- 1** lemon zested
- 125 g** butter melted
- 2 tbsp** golden syrup
- 2 tbsp** verjuice
- ½ tsp** bicarbonate of soda

Special Traditional Anzac Biscuits

Bridget & Margaret Harrington | Legacy Sydney



My Nana makes this recipe only twice a year around Anzac Day, as she believes that they should only be eaten around this time. They are too special to eat at all times of the year. She received the recipe from a Women's Weekly Magazine in 1982 as a gift from my Aunt. These Anzac Biscuits were my grandfather's favourite, who served in WWII. Nana strictly stands by the idea, that if the oats aren't Uncle Toby's, then they are not Anzac Biscuits.

Makes 35 biscuits (approx.)

- 1 Combine oats, flour, sugar, and desiccated coconut.
- 2 Combine butter and golden syrup over heat until melted.
- 3 Mix bicarb soda with boiling water, add to butter mixture.
- 4 Stir in dry ingredients.
- 5 Place tablespoons of mixture on lightly greased trays, allow for spreading.
- 6 Cook in slow oven around 20 minutes check temp.
- 7 Loosen while warm then leave on trays till cool.

INGREDIENTS

- 1 cup** rolled oats
- 1 cup** plain flour
- 1 cup** sugar
- $\frac{3}{4}$ cup** desiccated coconut
- 4 oz** butter (113 g)
- 2 tbsp** golden syrup
- $\frac{1}{2}$ tsp** bicarbonate soda
- 1 tbsp** boiling water



GF Oats Anzac Biscuits

Kylie Hollonds | Legacy Supporter

This recipe was my very first gluten free Anzac recipe I developed in 2000 when we were first having to avoid gluten. I used my grandmother's recipe we had previously used every year and converted it to a gluten free version. Enjoy!

- 1 Combine oats, sifted flour, sugar and coconut in a large bowl; mix well.
- 2 Combine butter, syrup and water in a pot on the stove or a bowl in the microwave and heat for 1 minute on high or stir over a low heat on the stove without boiling, until butter has melted, add in the bicarb and combine.
- 3 Add syrup mixture to dry ingredients and mix well to combine.
- 4 At this point you can decide whether your mix needs a little more water or not. If you like flatter biscuits that are more chewy, then go with a more moist consistency if you like harder biscuits, then make them as dry as you can.
- 5 Roll the mixture into balls in your hands and place on a pre-greased baking tray.
- 6 Bake biscuits at approx. 160°C for 12-15 minutes or until biscuits have browned. Let biscuits cool on the tray to harden and then transfer to cooling rack.

INGREDIENTS

- 235 g** gluten free plain flour
(1 ½ cups)
- 1 cup** GF Oats
- 1 cup** brown sugar
- 1 cup** desiccated coconut
- 100 g** butter
- 2 tbsp** syrup
- 1 tsp** bicarb soda
- 2 - 3 tsp** water (optional)

GF Oats supports Legacy clubs by donating a portion of its sales on selected products.

Their products, including Anzac biscuits, are available at:
gfoats.com.au

Oat, Coconut & Walnut Chocolate Chunk Biscuits

Ashley Alexander | Community

My grandfather served in the navy during the Second World War.

Growing up and until he passed, I would always join him walking in the Anzac Day parade and proudly wear one of his medals that he would give my brother, sister, and I to wear on the day. These were special memories for us all, especially as this day meant so much to granddad.

Makes 18 biscuits | Time 20 min (plus resting time)

- 1 Preheat oven to 180°C (fan forced).
Cream together the butter and sugar in a stand mixer with the paddle attachment until light and fluffy. You could also use hand beaters or a large mixing bowl with a wooden spoon.
- 2 Add the vanilla and egg and beat together until combined.
- 3 Fold in the remaining ingredients until just combined.
- 4 Cover and refrigerate for about 30 minutes to allow the cookie dough to rest.
- 5 Roll the cookie dough into 3 tbs (60g) sized balls and place onto paper-lined trays.
- 6 Bake at 180°C / 350°F for 12 minutes.
- 7 Remove from the oven and allow to cool on the tray for 10-15 minutes.

Store in an airtight container in the pantry or fridge.



INGREDIENTS

- 125 g** salted butter (room temp)
- 1 ½ cups** coconut sugar
- 1 tbsp** vanilla bean paste or vanilla extract
- 1** egg
- 1 ¼ cups** plain (all-purpose) flour
- ½ tsp** baking powder
- ½ tsp** bicarb soda
- ½ tsp** salt
- ¾ cup** rolled oats
- ½ cup** roasted walnuts
- ½ cup** flaked or shredded coconut
- 150 g** dark chocolate, roughly chopped



Emily Jade O'Keeffe's Anzac Biscuits

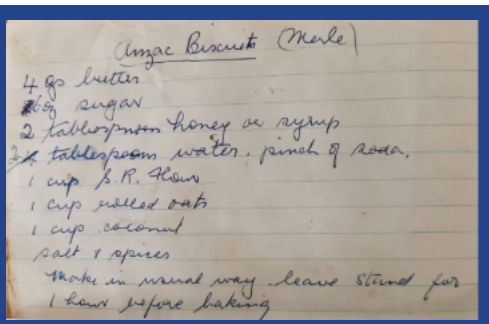
Emily Jade O'Keeffe | Legacy Supporter

***This is my nana's recipe, still in her handwriting.** Both my nana and my grandfather served, and my family and I have always done what we can to commemorate all servicemen and women each Anzac Day. I used to march in the Anzac parades in the Girl's Brigade and now we always try and attend a dawn service and make Anzac Biscuits! If you're planning to make some Anzac Biscuits this Anzac Day, I hope you enjoy my nana's classic recipe!*

- 1 Mix all of the dry ingredients together.
- 2 Melt the butter, add the honey, water and baking soda into the melted butter and mix together until it foams lightly.
- 3 Pour in the dry mixture and stir to combine.
- 4 Roll out mixture, place on baking tray and cook on a low heat (roughly 175°C) until browned.

INGREDIENTS

- 140 g** butter
- 60 g** sugar
- 2 tbsp** honey or syrup
- 2 tbsp** water
- pinch** bicarb soda
- 1 cup** self-raising flour
- 1 cup** rolled oats
- 1 cup** coconut
- Salt & spices (cinnamon or nutmeg)



Anzac Cheesecake

Sara McCleary | Community

I wanted to create a recipe that could be enjoyed with friends after Dawn Service with a cup of tea. Or after a few beers and lunch, anytime really.

The cheesecake takes the star flavours from the classic biscuit, coconut, rolled oats, butter, and golden syrup. Which is then morphed into another classic, a baked cheesecake.

I love how the light glows through the shards of Anzac biscuit brittle.

CHEESECAKE INSTRUCTIONS

- 1 Preheat oven 160°C. Line the base of a 21 cm springform cake tin with baking paper. Grease the sides of the tin with butter.
- 2 Blitz Anzac biscuits in a food processor until they have formed a fine crumb.
- 3 Put the crumbs in a medium size bowl, stir through the melted butter. When crumbs and butter are thoroughly combined place in the lined spring form tin.
- 4 Press crumb on the base of the tin. I find using a flat bottomed thick glass perfect for smoothing out the surface and keeping it uniform in thickness. Once done place in fridge until required.
- 5 Using a stand mixer or hand beaters, beat cream cheese, sugar and vanilla bean paste together until smooth.
- 6 Add eggs one at a time, beating well between each addition until mixture is well combined.
- 7 Add coconut cream to the cream cheese mixture. Beat until well combined.
- 8 Pour cream cheese mixture into prepared spring form tin over the biscuit base.
- 9 Place spring form tin on a lined baking tray and place in oven. The baking tray will catch any butter that leaks from the tin.
- 10 Bake cheesecake for 60 minutes, until it is set in the centre.

CONTINUES ON NEXT PAGE



BASE

200 g Anzac biscuits

50 g butter

FILLING

500 g cream cheese (room temp)

100 g golden caster sugar

10 g vanilla bean paste (2 tsp)

4 large eggs

160 ml coconut cream

WHITE CHOCOLATE GANACHE

220 g white chocolate finely chopped or grated

75 ml cream (not thickened), pouring cream

ANZAC BISCUIT BRITTLE

4 Anzac biscuits crushed

220 g caster sugar (1 cup)

Anzac Cheesecake cont.

Sara McCleary | Community

- 11 Once cheesecake is cooked through turn the oven off, and leave the cheesecake in the oven, with the door ajar for a further 2 hours or until cooled.
- 12 Once cheesecake has completely cooled top with white chocolate ganache.
- 13 When ready to serve top with shards and crushed Anzac biscuit brittle.

WHITE CHOCOLATE GANACHE INSTRUCTIONS

- 1 Place finely chopped/grated white chocolate in a heatproof bowl.
- 2 In a small saucepan bring cream to a boil.
- 3 Pour cream over the white chocolate and cover with plastic wrap for 5 minutes. Remove wrap and stir white chocolate and cream until combined.
- 4 Place in fridge to chill. Once at a spreadable consistency top the cheesecake with ganache.

ANZAC BISCUIT BRITTLE

- 1 Line a tray with baking paper. Scatter roughly crushed Anzac biscuits over the paper.
- 2 In a pan, place caster sugar (superfine sugar) and ¼ cup (60 mls) water, stir to combine. Do not stir the mixture again. Bring sugar mixture to a boil and continue boiling until it becomes a caramel colour.
- 3 Pour sugar mixture over the Anzac biscuits and leave to harden. Once hard break into shards and store in an airtight container until you are ready to use.



My Dad was in the Army Reserves (RAEME Corps) for a very long time, and I was so proud of him with his involvement growing up.

Anzac Day is important to me, not only as an Australian, but my connection through Dad.





Vicki and Isabella


Vicki and Isabella are members of the Legacy family. Greg, their dedicated husband and father, tragically passed away in 2013 after a battle with Stage 3 melanoma.

After Greg's passing, Vicki was devastated and overwhelmed by the thought of being a single mum on her own. At the suggestion of a friend, Vicki got in touch with Legacy – and where she instantly felt at ease.

“It was like a lightbulb moment and they really understood what Isabella and I were going through.”

Since then, Legacy has provided assistance to make things a bit easier on the family – helping with Isabella's school fees, books, and uniforms, as well as her out-of-school activities like swimming and netball.

Vicki herself has also been provided with educational support, with Legacy helping her obtain a Certificate III in Education through the Legacy Westpac Education & Development Fund.



Meet a Legatee

Meredith

Legacy helps 48,000 veterans' families nationally through their dedicated and caring volunteers, Legatees, who provide personalised support.

Depending on a family's circumstance, the support could be anything from helping with paperwork to making a claim with DVA, advocating on the family's behalf, or giving them a person to talk with who has been through similar circumstances.

Meredith, who lost her veteran husband, wanted to give back by becoming a volunteer with Legacy.

She got involved in 2011 and has since gone on to become Legacy South Australia & Broken Hill's first female President in 2018/2019.

Meredith knows the struggles these Legacy families may face and wants to make sure that they do not miss out on opportunities just because of their circumstances. Even the smallest gesture of support can go a long way.

Meredith supports Vicki and Isabella as their Legatee.

"[Vicki] has told me that being able to lean on me when needed takes a great weight off her shoulders," says Meredith.





About Legacy

Legacy is an iconic and uniquely Australian charity founded in 1923, dedicated to supporting the families of our veterans. We ensure that no spouse or child of a veteran suffers financially and socially after the death or serious injury of their loved one.

Legacy is dedicated to enhancing the lives and opportunities of our families through innovative and practical assistance aimed protecting individuals and families' basic needs, advocating for their entitlements, rights and benefits, assisting families through bereavement and helping people thrive, despite their adversity and loss.

QUICK FACTS



45



Legacy Clubs across
Australia,
and 1 in London



Supporting
our veterans'
families

FIND YOUR CLUB

legacy.com.au/clubs

-  facebook.com/LegacyAustralia
-  [@legacyaust](https://instagram.com/legacyaust)
-  linkedin.com/company/legacy-australia
-  [@legacyaust](https://twitter.com/legacyaust)

legacy.com.au

